



Wir schaffen Wissen – heute für morgen

Paul Scherrer Institut

Human Reliability : Prospects for the evolution of the numbers and credibility

Vinh N. Dang

CRA's UK 5th PSA/Human Factors Assessment Forum
Hellidon Lakes Hotel, 17-18 Sept. 2014

Prospects for the evolution of the numbers and credibility

- **Background:** Data scarcity, expert judgment
- **What impacts credibility?**
- **The HRA Empirical Studies**
- **Some data efforts and outlook**

The scarcity of objective and quantitative data on human performance in NPPs is a serious limitation...

[p. 1-6]

In some cases, they are extrapolations from performance measures, which may be only marginally related. In other cases, the HEPs represent our best judgment.

Both (models) are based in large part on a group consensus...

[p. 12-12]

Swain & Guttman, NUREG/CR-1278, THERP, 1983

1. THERP method

- Data from other domains adjusted and tabled
- Some simulator timings underlie the expert-drawn diagnosis curves
- Later, validation of “execution”/manipulation/implementation tasks

2. HCR and HCR/ORE

- Simulator study to validate HCR
- HCR/ORE (Operator Reliability Experiments) curves derived from the simulator data

3. CBDT (Cause Based Decision Trees)

- Hierarchy of branches (decisions) based on simulator data and observations

4. CORE-Data and NARA

- Database of HEPs for real tasks with context/PSF information
- Failure probabilities for NARA “generic” task types derived from database

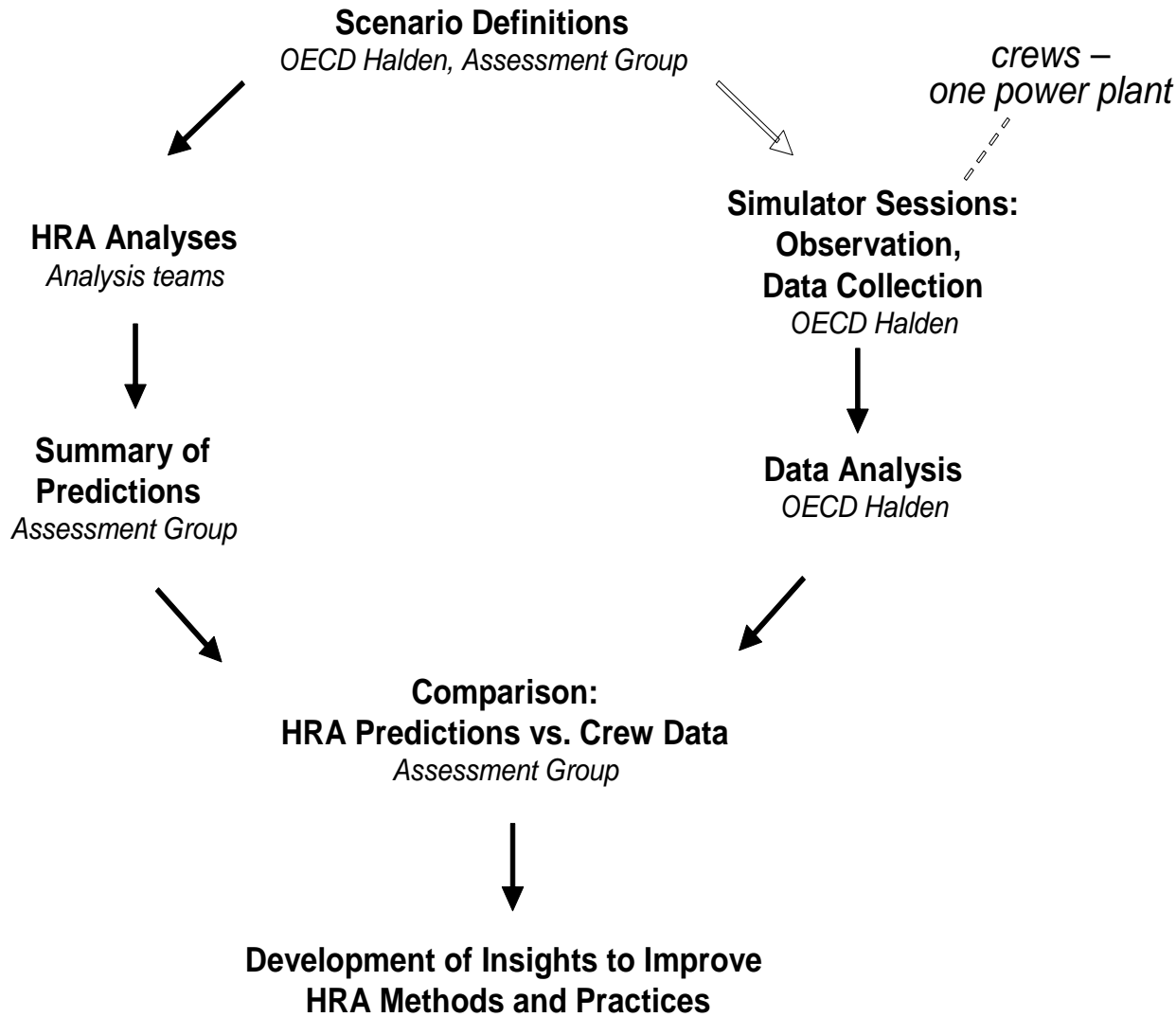
5. International and Domestic (U.S.) HRA Empirical Studies

- Simulator studies to obtain reference failure probabilities for assessment of method qualitative and quantitative predictions

- **Consistency with measurements (data)**

- **Inter-analyst consistency (method reliability)**
 - Failure probabilities
 - Ranking of HFEs
 - Identification of the underlying issues (qualitative findings)

- **Face validity, plausibility of findings**



International Study

- 14 teams, 13 methods
- 10-14 operator crews
- 2 scenarios x 2 variants
- 9 HFES

U.S. (Domestic) Study

- 9 teams, 4 methods
- 4 operator crews
- 3 scenarios
- + *full-scope training simul.*
- + *plant visits, simulator observations, interviews*
- + *intra-method analyses*

Steering

E. Lois, US NRC
A. Bye, HRP
V.N. Dang, PSI
**J. Julius, Scientech
/ EPRI**
P. LeBot, EDF

Assessment & Comparison

E. Lois
A. Bye
V.N. Dang
**J. Forester,
Sandia**
J. Julius
R. Boring, INL
I. Männistö, VTT
P. Nelson, UNAM

G. Parry, US NRC
*A. Kolackowski,
SAIC*

Halden (Simulator study & data analysis)

P.O. Braarud
H. Broberg
M. Hildebrandt
B. Johansson
S. Massaiu

Crews

**14 licensed 3-
person
nuclear power
plant crews**

HRA Team Participants

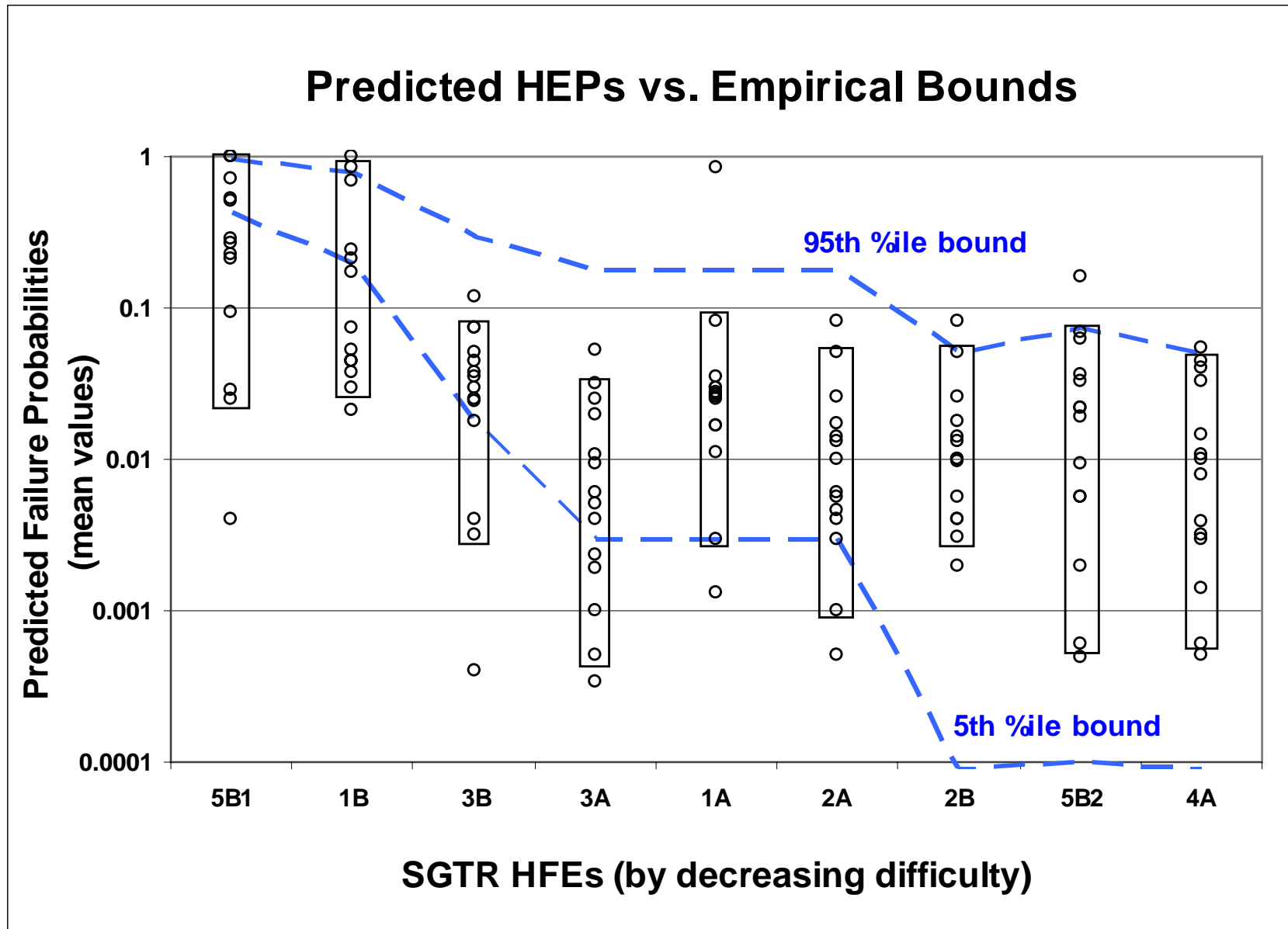
NRC, US
EPRI, US
INL, US
NRI, Czech Rep.
VTT, Finland
EDF, France
IRSN, France
KAERI, Korea
UNAM, Mexico
**Ringhals,
Sweden**
**Vattenfall,
Sweden**
PSI, Switzerland

NUREG/IA-0216 & NUREG-2127

J. Forester, A. Bye, V.N. Dang, E. Lois, J. Julius, S. Massaiu, H. Broberg, P.Ø. Braarud, R. Boring, I. Männistö, H. Liao, G. Parry, P. Nelson

NUREG-2156

J. Forester, H. Liao, V.N. Dang, A. Bye, M. Presley, J. Marble, H. Broberg, M. Hildebrandt, E. Lois, B. Hallbert, and T. Morgan

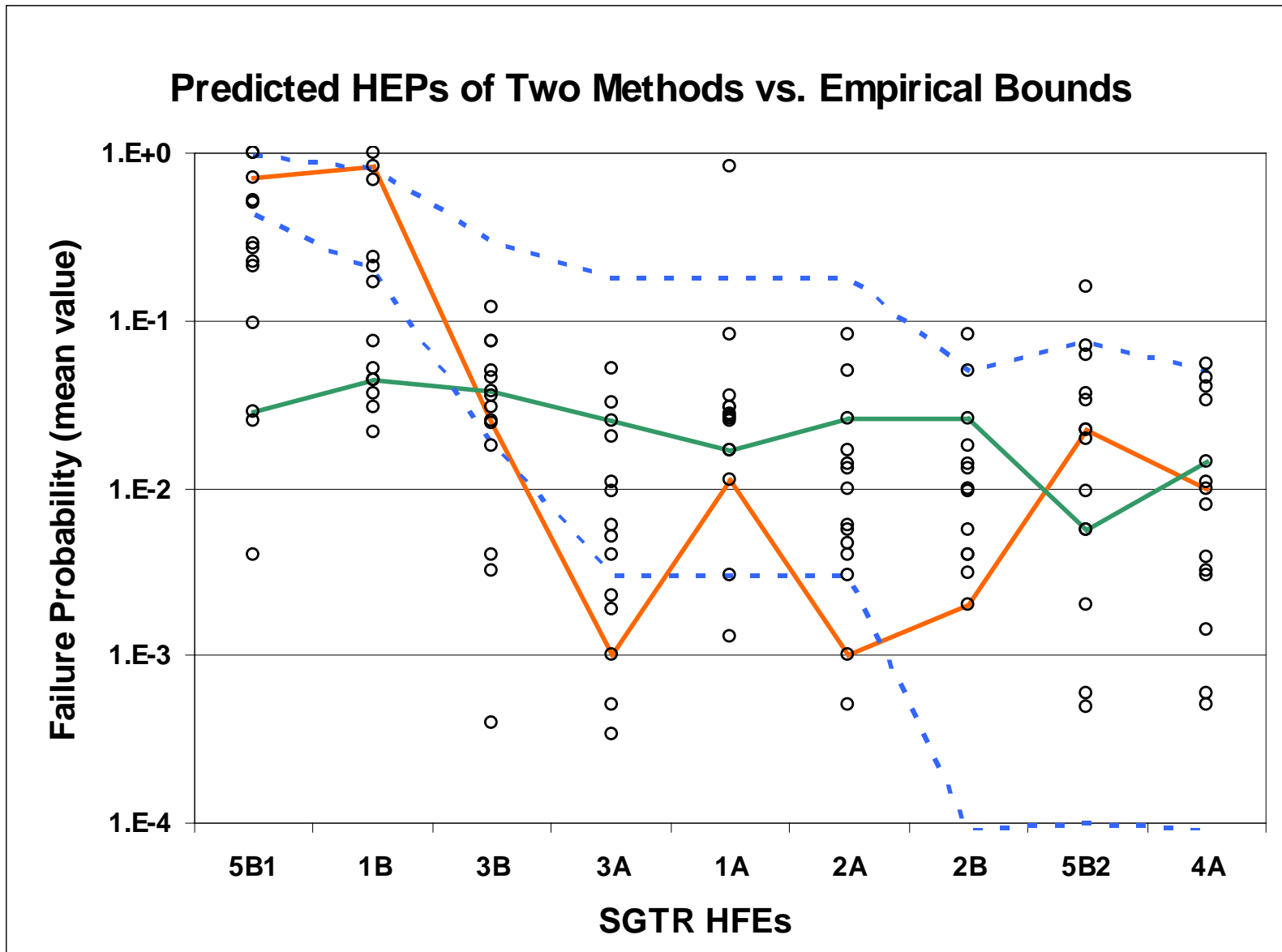


Qualitative predictive power evaluations

- **PSF assessments**--how well the method applications predicted the **specific performance issues and drivers** observed in the reference data
- **Operational expression assessments**--how well the method applications predicted the **ways crews could fail and the operational situations that could contribute** to the failure paths

Quantitative predictive power evaluations

- Potential optimism of the **most difficult HFEs**
- Consistency of the **ranking** of the HFEs (on the basis of estimated HEPs) with the difficulty rankings based on the empirical evidence
- Quantitative **differentiation** of the HFEs by HEP
- Predicted HEPs **relative to the confidence and uncertainty bounds** of the reference data



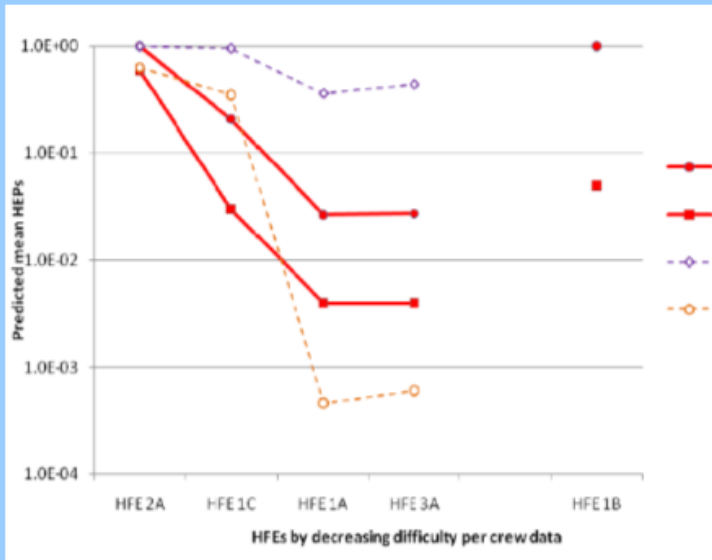
Optimistic HEPs for the **most difficult HEFs**: Evidence of producing optimistic HEPs for the most difficult HEPs

Ranking of HEPs: In many cases, HEPs do not reflect the relative difficulty levels of the HFEs observed in the evidence

Range and differentiation of HEPs: The analyses did not always adequately discriminate among the difficulty levels, even in cases where they produced appropriate ranking

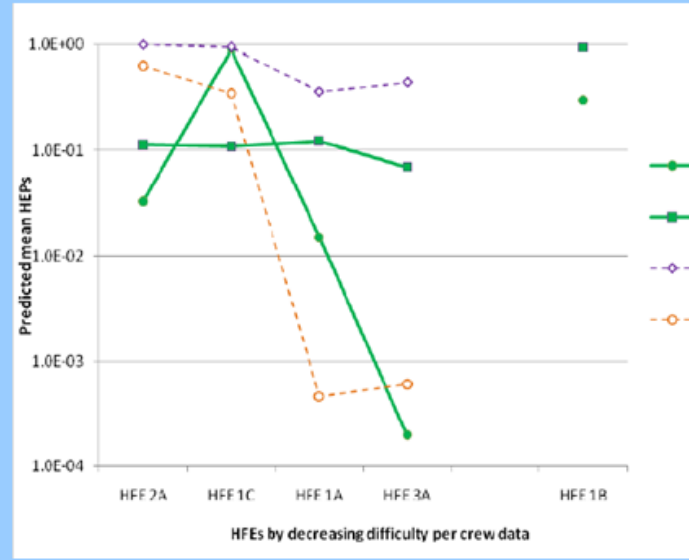
Conservative or realistic HEPs: None of the methods consistently produced high (or low) HEPs for the set of HFEs

Strengths and weaknesses of **individual methods**



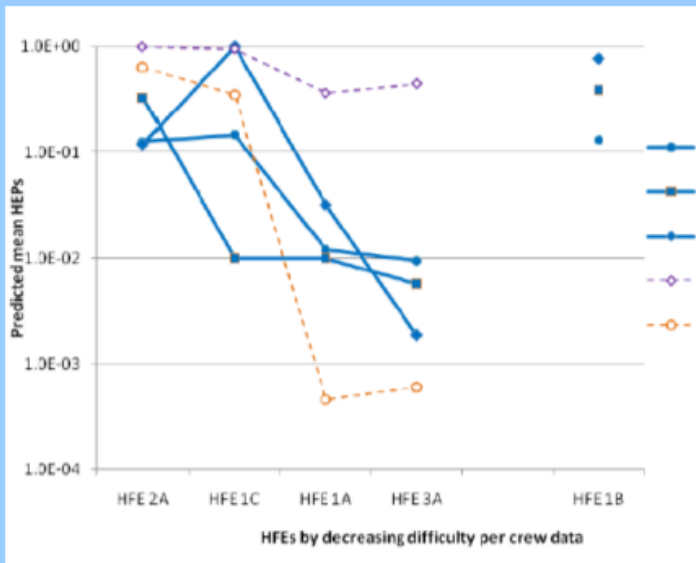
teams (2)
upper
lower bound for ref. HEP

ASEP



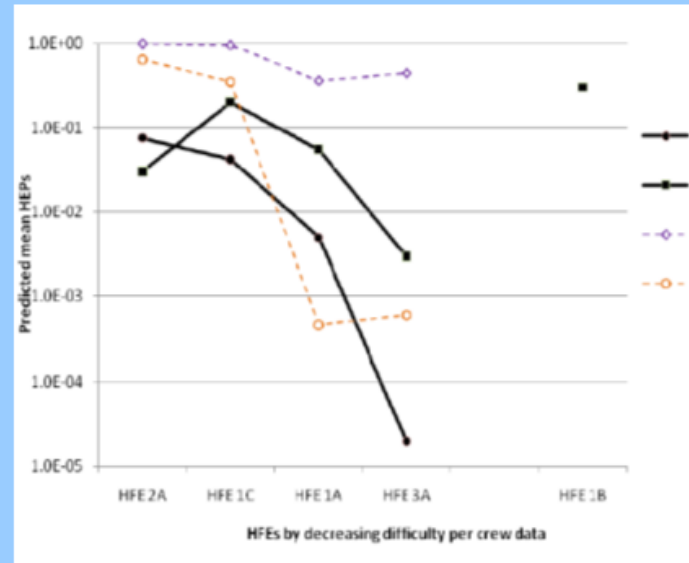
teams (2)
upper
lower bound for ref. HEP

SPAR-H



teams (3)
upper
lower bound for ref. HEP

"HRA Calc" / HRAUG guide



teams (2)
upper
lower bound for ref. HEP

ATHEANA

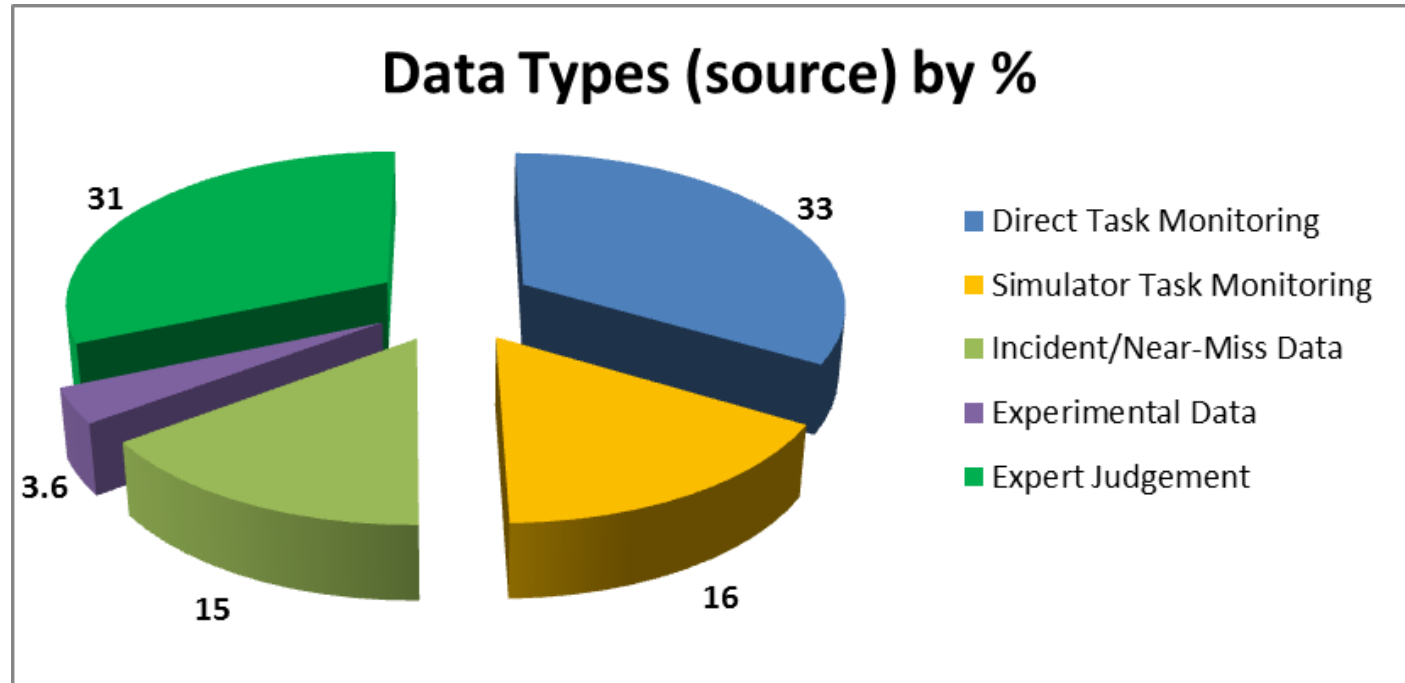
- **Data facilitates discussions, cuts through the terminology issues**
- **Data provided a (more) objective basis for comparing methods and their applications**
- **Focus of data analysis was on**
 - **what happens,**
 - **how crews respond,**
 - **the crew strategies and behaviors, and**
 - **performance issues associated to challenging scenarios****more so than on timing/duration and failure counts**

- **CORE-DATA (since 1995, 1999, on-going)**
 - Input to NARA and other HRA methods

- **EDF Simulator Experiments (continuing)**
 - Operational knowledge base for analysts
 - Observations on strategies, meta-strategies, tendencies, and variability among crews

- **Scenario Authoring, Characterization, and Debriefing Application - SACADA (since 2012, 2014)**
 - Data from licensed operator simulator training

- **Various**
 - Durations and deviations from expected response



2006, Eurocontrol Note No. 02/06

- Each data point a specific task, with failure probability distribution

- **Training scenarios decomposed into critical tasks**
 - Scenario – malfunction – Training Objective Element (TOE)
- **Data collected for each TOE**

Situational Factors (Context)

Organized by macrocognitive function

- Monitoring/detecting
- Understanding
- response planning
- Manipulation
- communication and coordination

Performance

- Overall performance rating
- Dominant cognitive function
- Specifics of the performance problem
- Causes
- Recovery
- Final effect of performance problem
- Remediation
- Dependence

Applications of SACADA data (Chang et al, 2014)

- Collecting performance issues associated with scenarios, systems, or components
- Identification of deviations from expected responses (and context/causes)
- Duration (time to perform) information
- Effect of contextual factors

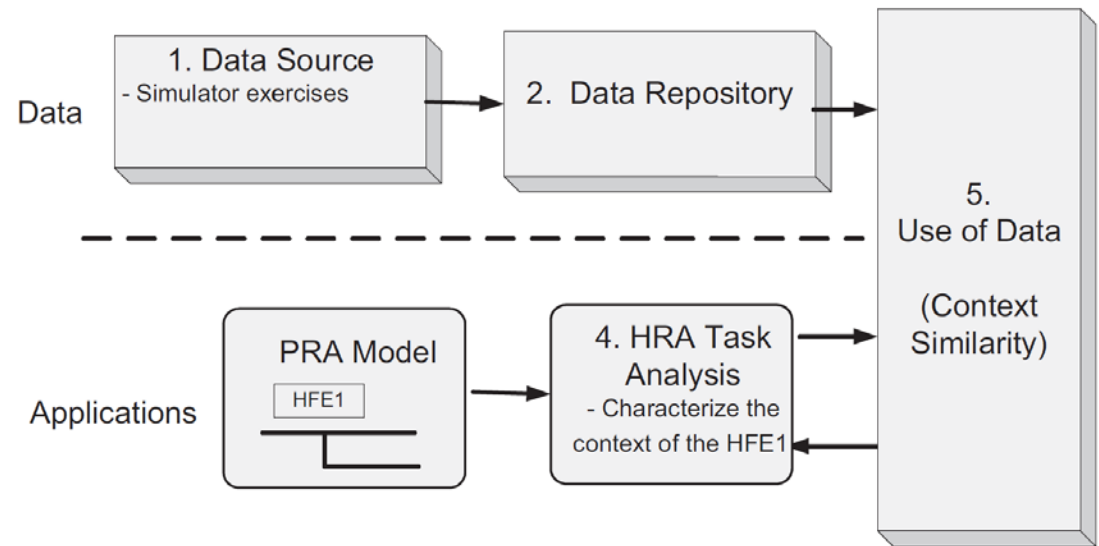
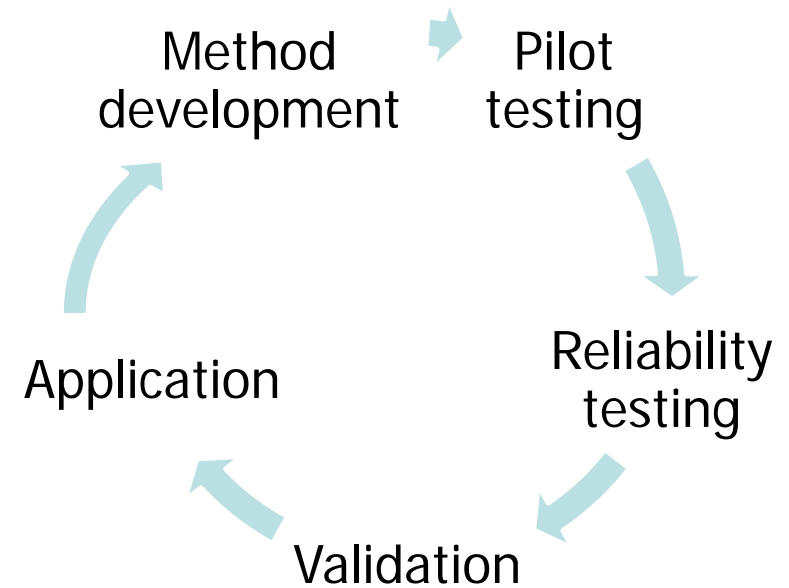


Fig. 2. The framework of generating context similarity based HEPs.

- **“Round-trip” development**
- **Supported by data**
- **Designed for testability**



Data-centered method developments vs. Extensions of existing methods

Expert judgment and existing methods are not going away soon

- New guidance
- Unquestioned usefulness in the right hands

HRA practice

- Need to go beyond what current methods ask
 - Collect and use simulator data
(more than one crew, more than indications and timing)

Thank you for your attention.

Questions ?

